

EVALUATION OF HOMOGENIZING ANNEALING OF AlZn5,5Mg2,5Cu1,5 ALLOY

Виктория Вайс, к.т.н., Стригавкова Елена
Университет Ж.Е. Пуркyně, Усти-над-Лабем, Чешская республика

ОЦЕНКА ГОМОГЕНИЗАЦИИ ОТЖИГА СПЛАВА AlZn5,5Mg2,5Cu1,5

In the course of homogenizing annealing of aluminium alloys being cast continually or semi-continually it appears that chemical inhomogeneity takes off within separate dendritic cells (crystal segregation). It is about a diffusional process that takes place at the temperature which approaches the liquid temperature of the material. In that process the transition of soluble intermetallic compounds and eutectic to solid solution occurs and it suppresses crystal segregation significantly. Temperature, homogenization time, the size of dendritic cells and diffusion length influence homogenizing process. The article explores the optimization of homogenizing process in terms of its time and homogenizing annealing temperature which influence mechanical properties of AlZn5,5Mg2,5Cu1,5 alloy.

Keywords: homogenizing annealing, AlZn5,5Mg2,5Cu1,5 alloy, crystal segregation, energy dispersive X-ray analysis (EDX)

Introduction

Homogenization is defined as a method of heat treatment that happens at high temperature approaches liquid (approximately 0,7 - 0,8 of melting temperature) with the purpose of eliminating chemical inhomogeneity by the means of diffusional processes. In the process of crystallization a long interval between a liquid and a solid state causes the difference in chemical composition in the middle and on the boarders of the dendrite. The presence of balanced and not balanced eutectics which appear in the structure of AlZnMgCu alloy casts deteriorate mechanical properties of the alloy. It is possible to minimize or even to eliminate completely chemical inhomogeneity in crystal segregation by the means of homogenizing annealing. The article describes heat treatment process optimization in the terms of the structure and chosen mechanical properties of AlZn5,5Mg2,5Cu1,5 alloy.

Experiment

Raw material that was given by a producer was used for making a cast of a tested material. Casts of tested alloys were prepared taking into consideration chemical composition defined by CSN 42 4222 standard. The material was melted in a furnace at the temperature of 730°C, the furnace temperature was read by a digital thermometer with ± 2°C accuracy. In the process of melting the melt was treated with a refining salt and melt surface skimming was done. A prepared material was cast into a preheated (at the temperature of 220°C) mould in a gravitational way. The casts were in a form of a conical cylinder in size of 40/50x100 mm. The chemical composition of a prepared tested alloy (mass percentage) is shown in *Tab. 1*.

Table 1

The chemical composition of AlZn5,5Mg2,5Cu1,5 alloys

AlZn5,5Mg2,5Cu1,5 metallic form [mass %]	Zn	Mg	Cu	Si	Fe	Al
	5,21	1,89	1,47	0,05	0,06	91,30

Being composed in such a way the alloy was divided into two sets of specimens which were subjected to homogenizing annealing. Annealing was carried out in a LAC furnace, the temperature was read by a digital thermometer with ± 2°C accuracy. The first set of specimen was subjected to different temperature conditions with temperature ranges of 410 - 530°C with 20°C intervals (410; 430; 450; 470; 490; 510; 530°C), annealing lasted 8 hours.

The second set of specimen was made at a constant temperature of homogenizing annealing (T = 470°C), but with a different time period of a heat treatment process. The time of homogenizing annealing was from 2 hours to 24 hours (2; 4; 6; 8; 10; 12; 16; 20; 24 o'clock). For microstructure and micro-hardness analysis, according to Vickers, with a load of 20 g. with a 5-second duration metallographic grinds were made out of the specimen before and after homogenizing annealing. AlZn5,5Mg2,5Cu1,5 alloy structure was accentuated by the method of colour etching, when a colour contrast appears as a response of a specimen to an etching agent (KMnO₄). By the means of that method the inhomogeneity of chemical composition of dendritic cells was revealed.

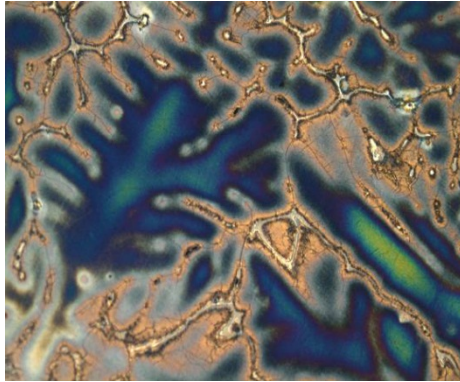


Fig. 1. AlZn5,5Cu2,5Mg1,5 alloy microstructure before homogenizing annealing enl.:200x




Fig. 2. AlZn5,5Cu2,5Mg1,5 alloy microstructure before homogenizing annealing enl.:100x

After homogenizing annealing the microstructure of the specimens (of their metallographic grinds) was analysed with a confocal laser microscope LEXT with 100x enlargement.

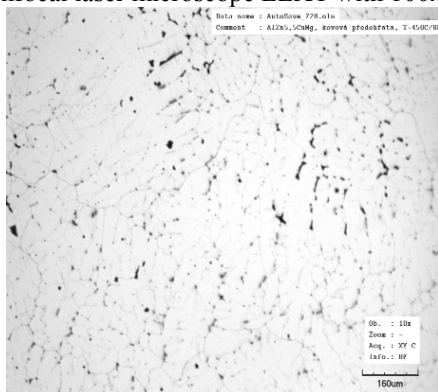


Fig. 3. AlZn5,5Cu2,5Mg1,5 alloy microstructure at constant annealing lasting 8 hours, 450°C, enl.:100x 450°C




Fig. 4. AlZn5,5Cu2,5Mg1,5 alloy microstructure at constant annealing lasting 8 hours, 490°C enl.:100x

The analysis of microstructure of an experimental alloy being heat treated constantly with a changeable temperature shows that the temperature of 430 – 450°C is insufficient for crystal segregation suppression. It is obvious according to images (Fig.3) of AlZn5,5Mg2,5Cu1,5 structure that not all present soluble eutectics and intermetallic compounds have melted. At the temperature of 510°C it is possible to observe the structure and it is evident that at such a high temperature melting eutectics, which are arranged along dendritic cells, and spheroid melting eutectics appear. After AlZn5,5Mg2,5Cu1,5 alloy structure observation it is possible to state that homogenizing annealing at the temperature of 430 – 530°C is the optimal condition for homogenization at the temperature range of 470 – 490°C.

After microstructure evaluation all these AlZn5,5Mg2,5Cu1,5 alloy specimens, particularly their micro-hardness, that were subjected to constant 8-hour annealing were analyzed according to Vickers with a load of 20 g. with a 5-second duration, that determines the optimal temperature of 470°C for homogenizing annealing. The same temperature was chosen to treat another set of specimens which were subjected to annealing lasting from 2 up to 24 hours.

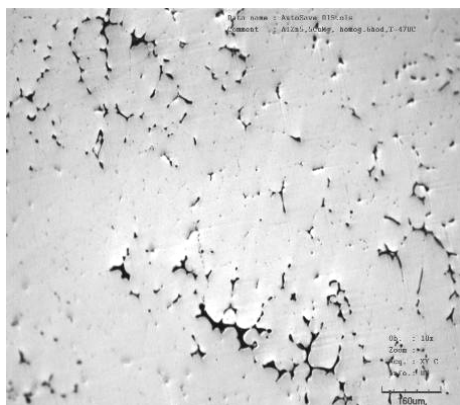


Fig. 5. AlZn5,5Cu2,5Mg1,5 alloy microstructure at constant annealing temperature of 470°C, 6 hours.enl.:100x

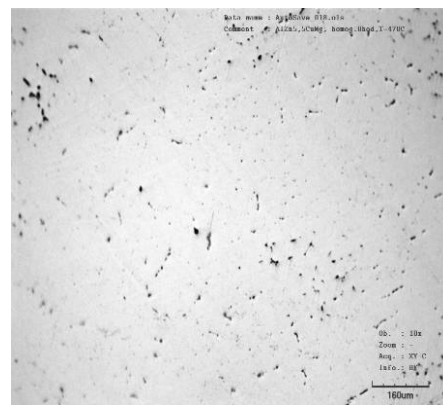


Fig. 6. AlZn5,5Cu2,5Mg1,5 alloy microstructure at constant annealing temperature of 470°C, 8 hours.enl.:100x

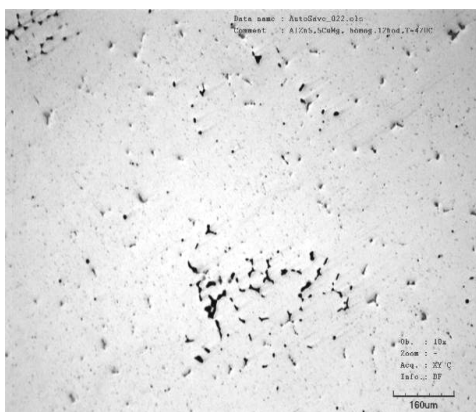


Fig. 7. AlZn5,5Cu2,5Mg1,5 alloy microstructure at constant annealing temperature of 470°C, 12 hours.enl.:100x

It is known that homogenizing time depends on the structure of a tested alloy. As it is seen from the Fig. 2, showing the structure of AlZn5,5Mg2,5Cu1,5 alloy before homogenizing, the structure of a prepared alloy which is poured into a preheated mold is finely reticular and the melting of intermetallic compounds and the diffusion of presented elements inside dendritic cells will not be time-consuming.

From the Fig. 6 it is possible to state that annealing time at the temperature of 470°C is not sufficient. Considering the structure it is possible to specify an optimal homogenizing time ranging from 8 to 10 hours when the melting of melting eutectics and the diffusion of elements into a solid solution α is completed.

The hardness of all the specimens of a tested alloy was defined according to Vickers, it characterizes material hardness properties and is influenced by the chemical composition and structure of the material. Micro-hardness of metallographic grinds in the centre of dendritic cells with a load of 20g. with a 5-second

duration was defined. The dependence of tested alloy hardness on the temperature and homogenizing time is presented graphically on the Fig. 8. and Fig. 9.

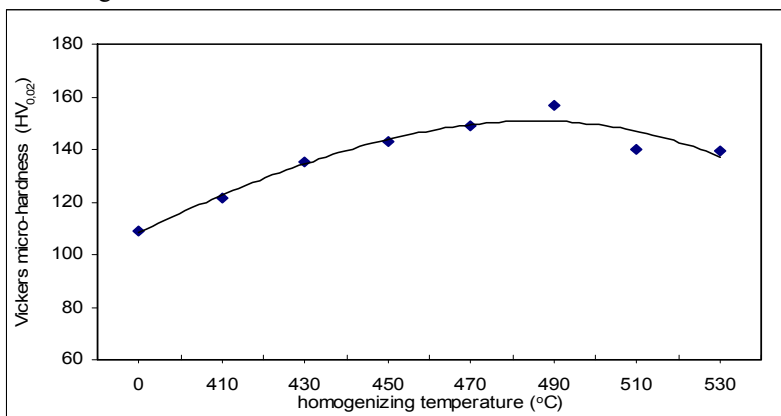


Fig. 8. The dependence of AlZn5,5Mg2,5Cu1,5 alloy hardness on homogenizing temperature along 8 hours according to Vickers

From the Fig.4 it is possible to state that with the increase of homogenizing annealing temperature ($T = 410 - 490^\circ\text{C}$) the micro-hardness of a tested AlZn5,5Mg2,5Cu1,5 alloy, according to Vickers, in the centre of dendritic cells is growing. The specimens of a tested alloy which were homogenized with the temperature of 470 up to 490°C during 8 hours demonstrate the maximum micro-hardness value according to Vickers. With further temperature increase the hardness is getting lower, it occurs because of a melting eutectic which appears on the borders of the grains and because of a spheroid melting eutectic which appears inside the grains.

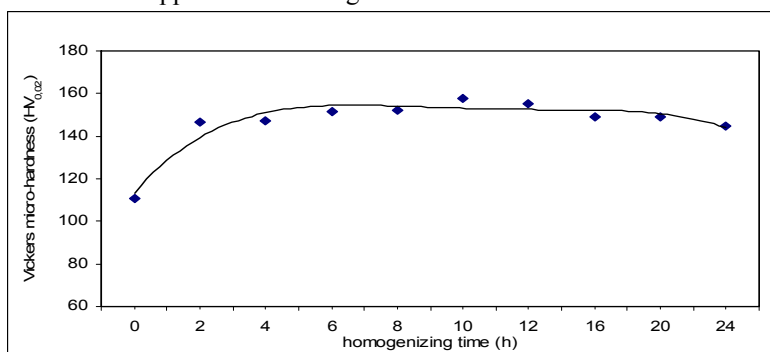


Fig. 9. The dependence of AlZn5,5Mg2,5Cu1,5 alloy hardness, according to Vickers, on homogenizing time with a constant temperature $T = 470^\circ\text{C}$

As it is shown graphically, in the terms of AlZn5,5Mg2,5Cu1,5 alloy micro-hardness, according to Vickers, and its dependence on homogenizing time with a constant temperature of 470°C, it is possible to state the following: after 2 hours of homogenizing annealing the micro-hardness of the material is growing expressively; with a longer homogenizing (8 - 12 hours) of a tested material the hardness of a tested material, according to Vickers, is growing

gently; homogenizing annealing with the temperature of 470°C and which lasts more than 20 hours causes a gentle decrease of a tested material hardness that occurs because of eliminated precipitate coarsening inside dendritic cells in a solid solution α . In general, it is possible to state that 2 hours of homogenizing annealing of that experimental alloy with the temperature of $T = 470^\circ\text{C}$ is enough to gain maximal micro-hardness value, according to Vickers, which is analyzed in the central part of dendritic cells.

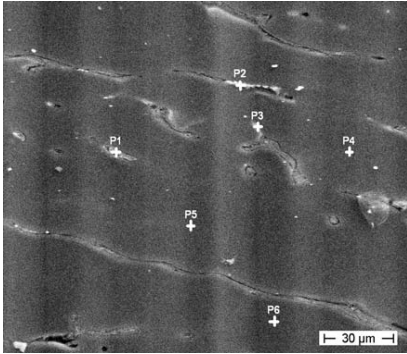


Fig. 10. Pattern EDX analysis of AlZn5,5Mg2,5Cu1,5 alloy before annealing, the places of analysis are marked as P1 - P6




Fig. 11. Pattern EDX analysis of AlZn5,5Mg2,5Cu1,5 alloy after annealing with the temperature of $T = 470^\circ\text{C}$ during 8 hours, the places of analysis are marked as P1 - P6

Table 2

Pattern EDX analysis values of AlZn5,5Mg2,5Cu1,5 alloy's marked places Fig.10 (P1 - P6)

m. %	Mg	Al	Cu	Zn
P1	1,77	76,14	7,43	14,67
P2	1,42	64,00	22,60	11,98
P3	2,17	76,66	4,68	16,49
P4	2,16	85,03	1,20	11,60
P5	2,17	85,07	1,28	11,48
P6	2,10	81,06	2,56	14,27

Table 3

Pattern EDX analysis values of AlZn5,5Mg2,5Cu1,5 alloy's marked places Fig.11(P1 – P6)

m. %	Mg	Al	Cu	Zn
P1	0,55	60,08	30,43	8,94
P2	1,98	78,05	4,03	15,94
P3	1,93	74,32	8,90	14,85
P4	2,17	77,64	3,89	16,29
P5	2,01	77,38	4,06	16,55
P6	1,82	77,21	4,02	16,95




Fig. 12. Scanning EDX analysis of AlZn5,5Mg2,5Cu1,5 alloy after annealing with the temperature of $T = 470^\circ\text{C}$ during 8 hours




Fig. 13. Scanning EDX analysis of AlZn5,5Mg2,5Cu1,5 alloy after annealing with the temperature of $T = 470^\circ\text{C}$ during 8 hours – distribution Al




Fig. 14. Scanning EDX analysis of AlZn5,5Mg2,5Cu1,5 alloy after annealing with the temperature of $T = 470^{\circ}\text{C}$ during 8 hours – distribution Zn



Fig. 15. Scanning EDX analysis of AlZn5,5Mg2,5Cu1,5 alloy after annealing with the temperature of $T = 470^{\circ}\text{C}$ during 8 hours – distribution Cu




Fig. 16. Scanning EDX analysis of AlZn5,5Mg2,5Cu1,5 alloy after annealing with the temperature of $T = 470^{\circ}\text{C}$ during 8 hours – distribution Mg

Conclusion

After the experiments with AlZn5,5Mg2,5Cu1,5 alloy it is possible to conclude the following:

From the microstructure of AlZn5,5Mg2,5Cu1,5 alloy that was homogenized during a constant time of 8 hours with a changeable temperature it is possible to state that considering the microstructure of AlZn5,5Mg2,5Cu1,5 alloy, homogenizing annealing with the temperature of 430 up to 530 °C is an optimal homogenizing condition with the temperature range of 470 up to 490°C. At the higher temperature over 510°C as it is seen from the microstructure melting eutectics set along the borders of dendritic cells and spheroid melting eutectics appear.

After microstructure evaluation of experimental alloy sets being made with the constant temperature of $T=470^{\circ}\text{C}$ it is possible to conclude that annealing time of 2-6 hours is not sufficient. Considering the microstructure after treatment with 470°C the optimal homogenizing time is 8 up to 10 hours, when the dissolution of soluble eutectics and the diffusion of elements into a solid solution α are completed.

Considering the micro-hardness of a solid solution α , according to Vickers, with a load of 20g. with a 5-second duration (the micro-hardness of all the specimens was analyzed in the middle part of dendritic cells) it is possible to determine the optimal annealing condition - it is constant annealing time of 8 hours with the temperature range of 470 up to 490°C.

From an experimental alloy made with the constant temperature of 470°C it is possible to observe a considerable hardness growth of a solid solution α , according to Vickers, after 2 hours of homogenizing annealing. Homogenizing annealing which lasts 20 hours causes a gentle micro-hardness decrease of a tested material, it takes place because of eliminated precipitate coarsening inside dendritic cells in a solid solution α .

The results of EDX analysis of an experimental AlZn5,5Mg2,5Cu1,5 alloy before and after homogenizing with the temperature of 470°C lasting 8 hours show that the structure of AlZn5,5Mg2,5Cu1,5 alloy before homogenizing is made with a solid solution α and a soluble and insoluble eutectic of a type $\alpha + \text{Mg}_3\text{Zn}_3\text{Al}_2$ (quasibinary) or an insoluble eutectic of a type $\alpha + \text{CuMgAl}_2$. It is possible to presuppose the presence of soluble tertiary eutectics $\alpha + \text{Mg}_5\text{Al}_8 + \text{Mg}_3\text{Zn}_3\text{Al}_2$ and $\alpha + \text{Mg}_3\text{Zn}_3\text{Al}_2 + \text{MgZn}_2$. Copper influences the growth of eutectic of a type $\alpha + \text{CuMgAl}_2 + \text{Mg}_3\text{Zn}_3\text{Al}_2 + \text{MgZn}_2$, the most part of it will dissolve into MgZn_2 or $\text{Mg}_3\text{Zn}_3\text{Al}_2$.

Анотація. У статті розглядається оптимізація гомогенізації процесу з точки зору свого часу і гомогенізації температури, які впливають на механічні властивості AlZn5, 5Mg2, 5Cu1, 5 сплаву. Мова йде про дифузійний процес, який впливає на температуру, яка наближається до температури рідкого матеріалу. У цьому процесі відбувається перехід розчинних інтерметалевих з'єднань і евтектик в твердому розчині, і він значно зменшує виділення кристалів.

Ключові слова: гомогенізація, AlZn5, 5Mg2, 5Cu1, 5 сплав, EDX аналіз, дифузія

Анотация: В статье рассматривается оптимизация гомогенизации процесса с точки зрения своего времени и гомогенизации температуры, которые влияют на механические свойства AlZn5,5Mg2,5Cu1,5 сплава. Речь идет о диффузионном процессе, который влияет на температуру, которая приближается к температуре жидкого материала. В этом процессе происходит переход растворимых интерметаллических соединений и эвтектики в твердом растворе, и он значительно подавляет выделение кристаллов.

Ключевые слова: гомогенизация, AlZn5,5Mg2,5Cu1,5 сплав, EDX анализ, диффузия

REFERENCES

1. Grígerová T. Lukač, I., Kořený, R.: Zliévárstvo neželezných kovov, Praha, 1988, 063-566-88.
2. Michna Š. Lukáč, I. Louda, P., Očenášek a kol.: Aluminium materials and technologies from A to Z, Adin s.r.o, 2005, ISBN 978-80-89244-18-8.
3. Lukač I. Michna, Š.: Colour kontrast, strukture and defects in aluminium and aluminium alloys, Cambridge International Science Publishing, 2001, ISBN 18-983-26-70-3.
4. Michna Š. Nová, I.: Technologie a zpracování kovových materiálů, Adin, s.r.o., Prešov, 2008, ISBN 978-80-89244-38-6.
5. Vajsová V., Optimization of homogenizing annealing for Al-Zn5,5-Mg2,5-Cu1,5 alloy, Metallurgist, Volume 54, Issue 9, 2011, ISSN 0026 – 0894
6. Vajsová V., Michna, Š., Optimization of AlZn5.5Mg2.5Cu1.5, Alloy Homogenizing Annealing, Metallofyzika i novešie tekhnologii, Volume 32, No.7, 2010, ISSN 1024 - 1809
7. Vajsová V., Structural inhomogeneity by Al - Cu alloys casting into metal and bentonic form. Transactions of the Universities of Košice, 1-2009, ISSN 1335 – 2334
8. Vajsová V.: Homogenizační žíhaní slitiny AlCu4MgMn, Strojirenská technologie, ročník XIV, 2010, ISSN 1211 – 4162
9. Vajsova V., Vliv formy pro odlévání na strukturu slitiny AlCu4MgMn, Slévárství, 7 - 8/2010, ISSN 0037 – 6825
10. Weiss V., Michna, Š., Střihavkova, E., Využití barevné metalografie při identifikaci krystalové krystalové a pásmové segregace u hliníkových slitin, Metalografie, metody a postupy, 2010, ISBN 978 – 80 – 89244 – 74 – 4
11. Střihavkova E., Michna, Š., Weiss, V., Úloha barevné metalografie při identifikaci struktury hliníkových slitin, Metalografie, metody a postupy, 2010, ISBN 978 – 80 – 89244 – 74 – 4
12. Vajsová V, Michna, Š, Střihavkova, E.: Analysis of the parameters which influence diffusion processes in the course of homogeneous annealing of aluminium alkou doped zinc, Toyotarity. Structure of kontrol elements importace, Yurii V. Makovetsky, Dnipropetrovsk, 2010, ISBN 978 – 966 – 1507 –40-0
13. Vajsová V., Vliv formy pro odlévání na strukturu slitiny AlCu4MgMn, Transactions of the Universities of Košice, 4/2009, ISSN 1335 – 2334
14. Vajsova V., Оптимализация гомогенизирующего отжига сплава Al-Zn5,5-Mg2,5-Cu1,5, Metallurg, 9/2010, ISSN 0026 – 0827
15. Weiss V., Vliv formy k odlévání na kvalitu povrchu a strukturu slitiny AlZn5,5Mg2,5Cu1,5, Slévárství, LXI, 7 - 8/2011, červenec – srpen 2011, ISSN 0037 - 6825
16. Weiss V., Střihavková, E., Optimalizace homogenizačního žíhaní slitiny AlCu4MgMn, Strojirenská technologie ročník XVI, 10/2011, ISSN 1211 – 4162